

FOR LEASE  
±12,097 SF  
AVAILABLE

# RENAISSANCE PLAZA RETAIL SPACE FOR LEASE

NWC ALAMEDA & COMPTON BOULEVARD :: COMPTON, CALIFORNIA

Retail 24/7.



### SHOPPING CENTER FEATURES:

#### Location:

NWC Compton Blvd. &  
Alameda Compton,  
California, 90220

Size: 186,000 SF

#### Available Units:

- Unit 143 - \$2.50 NNN
- Unit 195 - \$2.50 NNN
- Unit 203 - \$2.50 NNN
- Unit 213-217 - \$2.50 NNN
- New Pad - \$2.65 NNN

### PROPERTY HIGHLIGHTS:

- Located in Downtown Compton Civic Center
- Close proximity to Metro Blue Line station.
- Traffic Counts estimated to be 44,000 cars per day at the intersection of Compton and Alameda.
- High Densities
- Surrounding Retailers also include:

### 2008 ESTIMATED DEMOGRAPHICS

	1 mile	3 mile	5 mile
POPULATION	28,798	370,136	1,230,471
AVG HOUSEHOLD INCOME	\$61,541	\$50,821	\$69,238
DAYTIME EMPLOYMENT	11,451	133,111	471,225

FOR MORE  
INFORMATION  
PLEASE  
CONTACT

#### Jamie Brooks

Senior Associate  
310.550.2631  
jamie.brooks@cbre.com

CB Richard Ellis  
1840 Century Park East  
Suite 700  
Los Angeles, CA 90067



**CBRE**  
CB RICHARD ELLIS

FOR LEASE  
±10,056 SF  
AVAILABLE

# RENAISSANCE

## PLAZA RETAIL SPACE FOR LEASE

NWC ALAMEDA & COMPTON BOULEVARD :: COMPTON, CALIFORNIA

Retail 24/7.

### PHOTOS

Unit 143



Unit 203



FOR MORE  
INFORMATION  
PLEASE  
CONTACT

### Jamie Brooks

Senior Associate

310.550.2631

[jamie.brooks@cbre.com](mailto:jamie.brooks@cbre.com)

CB Richard Ellis | 1840 Century Park East | Suite 700 | Los Angeles, CA 90067 | [www.cbre.com/beverlyhills](http://www.cbre.com/beverlyhills)

© 2009 CB Richard Ellis, Inc. This information has been obtained from sources believed reliable. We have not verified it and make no guarantee, warranty or representation about it. Any projections, opinions, assumptions or estimates used are for example only and do not represent the current or future performance of the property. You and your advisors should conduct a careful, independent investigation of the property to determine to your satisfaction the suitability of the property for your needs.

**CBRE**  
CB RICHARD ELLIS

FOR LEASE  
±10,056 SF  
AVAILABLE

# RENAISSANCE

## PLAZA RETAIL SPACE FOR LEASE

NWC ALAMEDA & COMPTON BOULEVARD :: COMPTON, CALIFORNIA

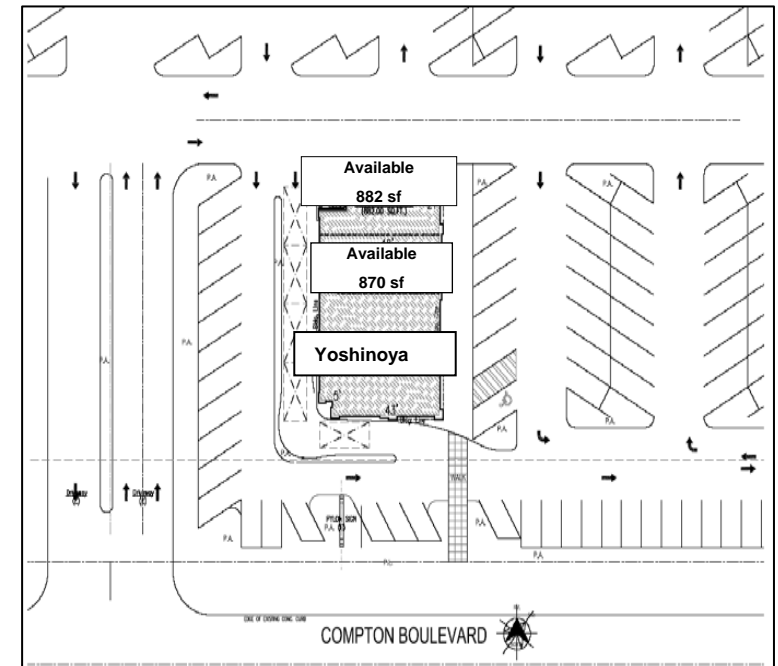
Retail 24/7.

### PHOTOS

#### Unit 213-217



#### New Pad Site Plan – 1,752 SF Available



FOR MORE  
INFORMATION  
PLEASE  
CONTACT

#### Jamie Brooks

Senior Associate

310.550.2631

[jamie.brooks@cbre.com](mailto:jamie.brooks@cbre.com)

CB Richard Ellis | 1840 Century Park East | Suite 700 | Los Angeles, CA 90067 | [www.cbre.com/beverlyhills](http://www.cbre.com/beverlyhills)

© 2009 CB Richard Ellis, Inc. This information has been obtained from sources believed reliable. We have not verified it and make no guarantee, warranty or representation about it. Any projections, opinions, assumptions or estimates used are for example only and do not represent the current or future performance of the property. You and your advisors should conduct a careful, independent investigation of the property to determine to your satisfaction the suitability of the property for your needs.

**CBRE**  
CB RICHARD ELLIS

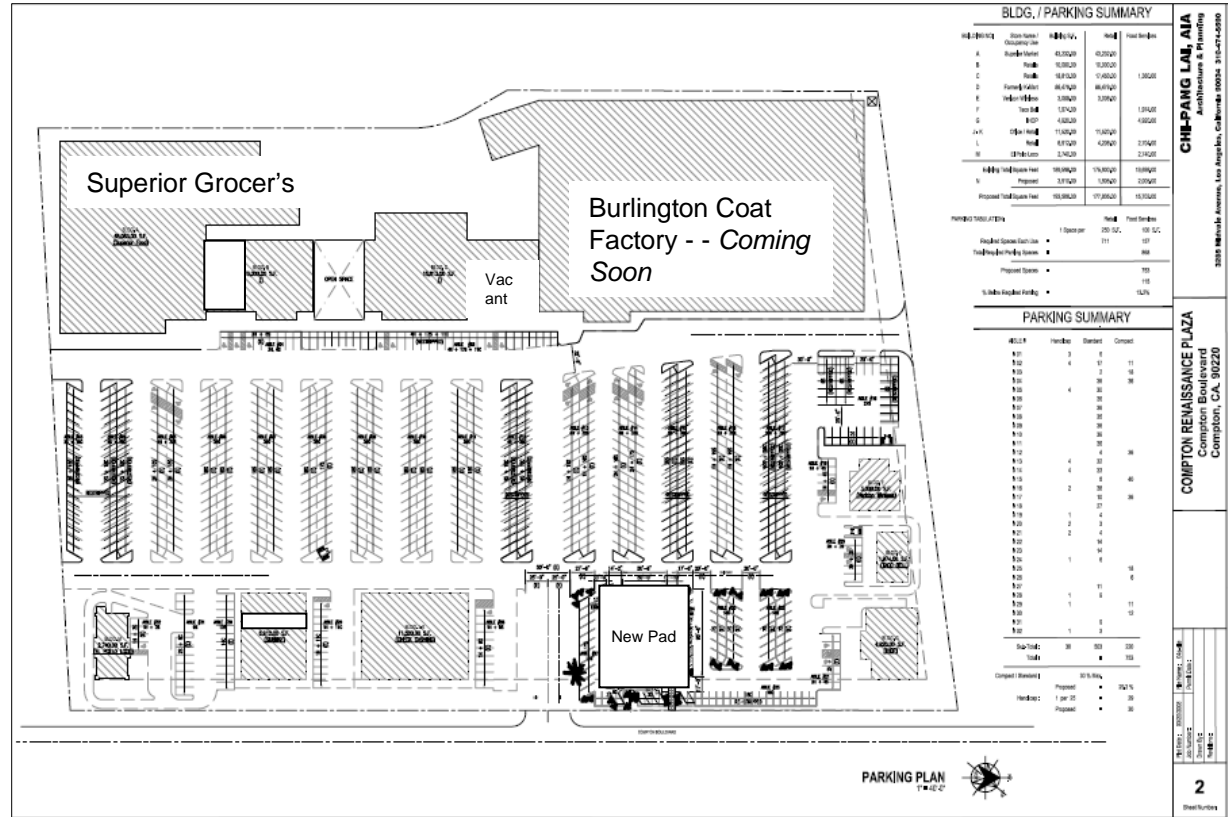
FOR LEASE  
±10,056 SF  
AVAILABLE

# RENAISSANCE PLAZA RETAIL SPACE FOR LEASE

NWC ALAMEDA & COMPTON BOULEVARD :: COMPTON, CALIFORNIA

Retail 24/7.

SHOPPING  
CENTER  
SITE PLAN



FOR MORE  
INFORMATION  
PLEASE  
CONTACT

**Jamie Brooks**  
Senior Associate  
310.550.2631  
jamie.brooks@cbre.com

CB Richard Ellis | 1840 Century Park East | Suite 700 | Los Angeles, CA 90067 | www.cbre.com/beverlyhills

© 2009 CB Richard Ellis, Inc. This information has been obtained from sources believed reliable. We have not verified it and make no guarantee, warranty or representation about it. Any projections, opinions, assumptions or estimates used are for example only and do not represent the current or future performance of the property. You and your advisors should conduct a careful, independent investigation of the property to determine to your satisfaction the suitability of the property for your needs.



FOR LEASE  
±10,056 SF  
AVAILABLE

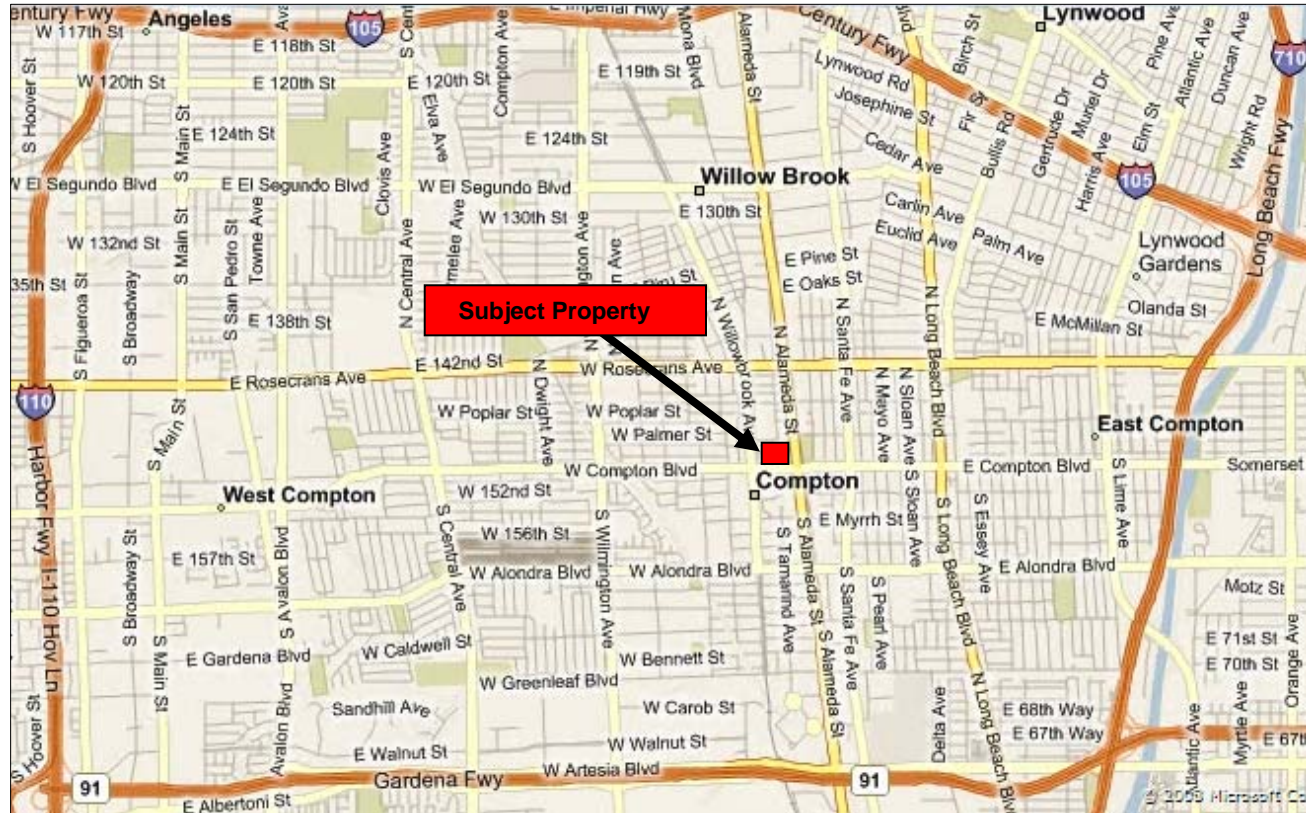
# RENAISSANCE

## PLAZA RETAIL SPACE FOR LEASE

NWC ALAMEDA & COMPTON BOULEVARD :: COMPTON, CALIFORNIA

Retail 24/7.

### LOCATOR MAP



FOR MORE  
INFORMATION  
PLEASE  
CONTACT

### Jamie Brooks

Senior Associate

310.550.2631

[jamie.brooks@cbre.com](mailto:jamie.brooks@cbre.com)

CB Richard Ellis | 1840 Century Park East | Suite 700 | Los Angeles, CA 90067 | [www.cbre.com/beverlyhills](http://www.cbre.com/beverlyhills)

© 2009 CB Richard Ellis, Inc. This information has been obtained from sources believed reliable. We have not verified it and make no guarantee, warranty or representation about it. Any projections, opinions, assumptions or estimates used are for example only and do not represent the current or future performance of the property. You and your advisors should conduct a careful, independent investigation of the property to determine to your satisfaction the suitability of the property for your needs.

**CBRE**  
CB RICHARD ELLIS